

## Secondary Demand

Based on 2023 projections submitted to the DFE (see figure 1 below), from 2023/24 to 2025/2026 there will be limited or no surplus, Telford wide in year 7. Projections show a decrease in 2026/27 but then an increase again in 2027/28. The majority of the places required for sufficiency, are needed in the North Telford area. Ercall Wood is located in planning area North Telford. As can be seen in Figure 2, there will be insufficient year 7 places to cater for the basic levels of demand from 2024/25 to 2025/26 and between 2027/28 to 2028/29, proving additional places will be needed within this planning area.

Figure 1 – City Wide projections 2023

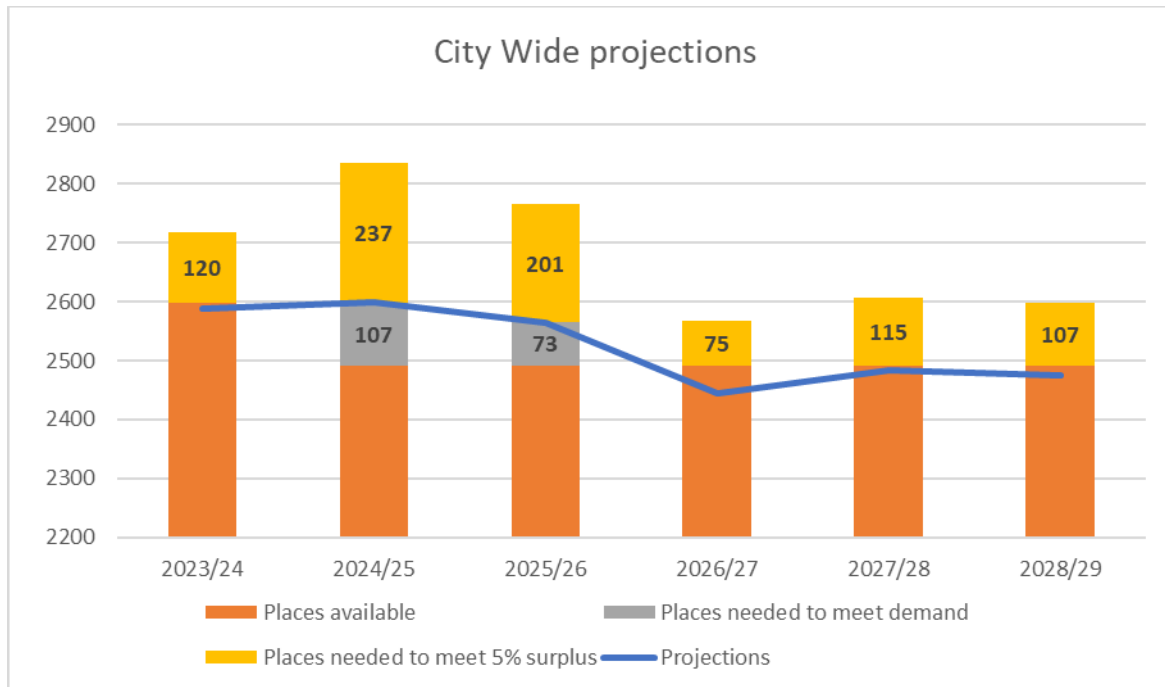


Figure 2 – North Telford planning Area projections

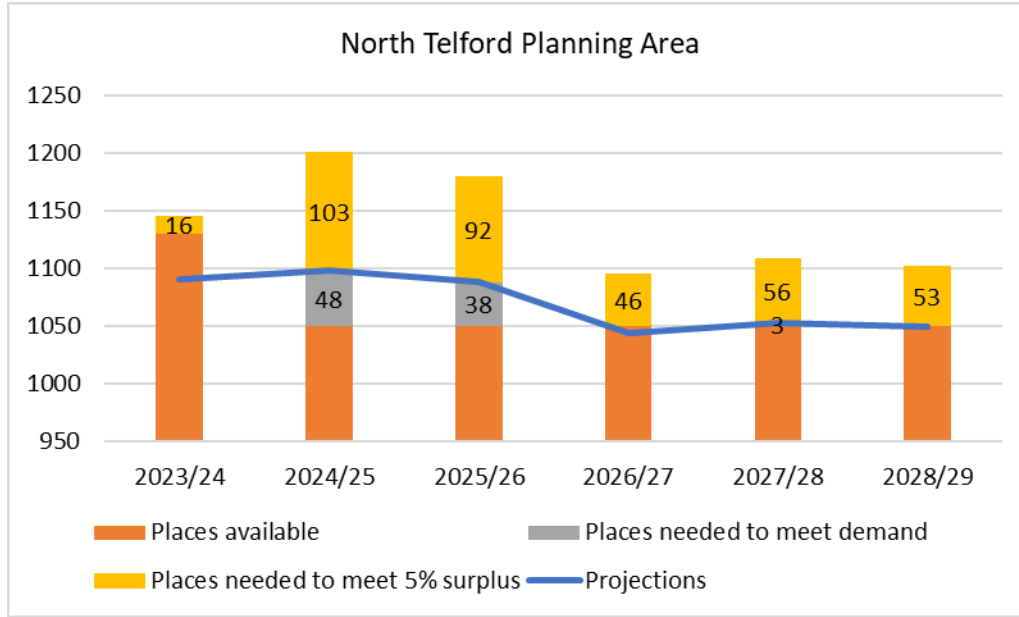


Figure 3 shows the surplus place position per year group as at Summer Census (19<sup>th</sup> January 2023) in all planning areas. The overall secondary surplus place position is severely constrained in all year groups with no or limited surplus. Many schools are admitting over their PAN to accommodate the in-year demand. Year 9 has the lowest available surplus at -2.4% across all planning areas.

Figure 3 – Surplus place position as at May Census 2023

Planning Area	Year 7				Year 8				Year 9				Year 10				Year 11			
	Available Places	NOR	Surplus	Surplus %	Available Places	NOR	Surplus	Surplus %	Available Places	NOR	Surplus	Surplus %	Available Places	NOR	Surplus	Surplus %	Available Places	NOR	surplus	Surplus %
Newport Secondary	527	523	4	0.8	497	494	3	0.6	467	470	-3	-0.6	450	466	-16	-3.6	450	417	33	7.3
North Telford Secondary	1110	1096	14	1.3	1050	1048	2	0.2	1050	1084	-34	-3.2	1050	1001	49	4.7	990	987	3	0.3
South Telford Secondary	950	992	-42	-4.4	920	943	-23	-2.5	890	910	-20	-2.2	860	881	-21	-2.4	842	869	-27	-3.2
<b>Total</b>	<b>2587</b>	<b>2611</b>	<b>-24</b>	<b>-0.9</b>	<b>2467</b>	<b>2485</b>	<b>-18</b>	<b>-0.7</b>	<b>2407</b>	<b>2464</b>	<b>-57</b>	<b>-2.4</b>	<b>2360</b>	<b>2348</b>	<b>12</b>	<b>0.5</b>	<b>2282</b>	<b>2273</b>	<b>9</b>	<b>0.4</b>

Ercall Wood Academy school is a part of the Learning Community Trust. The school proves to be a popular choice for parents and pupils. Over the last 3 years, the number of 1<sup>st</sup> and 2<sup>nd</sup> preferences received for the school have exceeded the schools substantive planned admission numbers (PAN) of 180 (See figure 4). For September 2023, Ercall Wood is supporting the Local Authority to meet sufficiency by providing an additional 10 places. The number of pupils allocated for September 2023 on national offer day (1<sup>st</sup> March 2023) was 190, meeting the schools uplifted PAN.

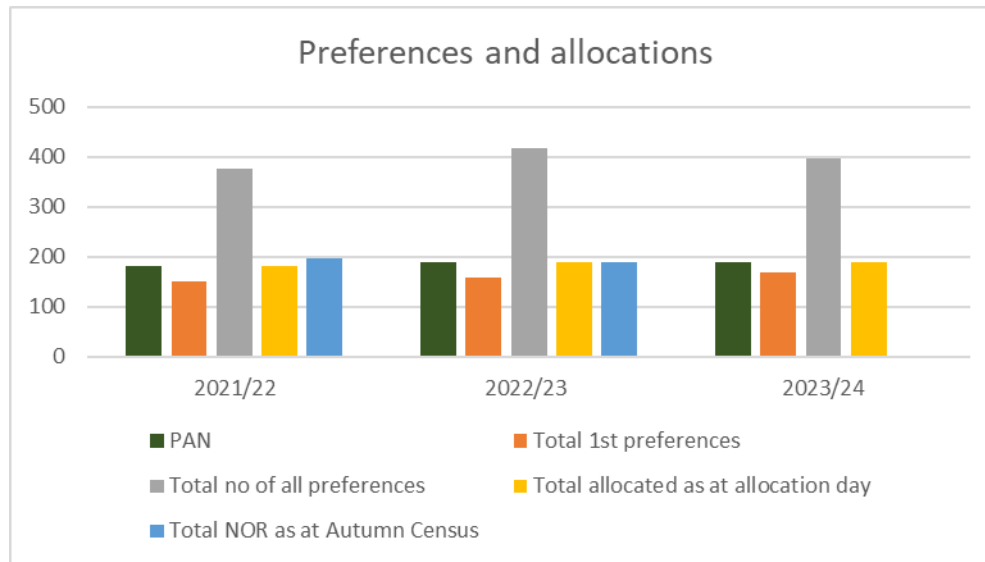
**Figure 4** – Ercall Wood Year 7 preferences

Academic year	Total 1 <sup>st</sup> preference	Total 2 <sup>ND</sup> Preferences	Total of all preferences 1-4
2021/22 (26.02/21)	151	125	376
2022/23 (25.02.22)	157	115	417
2023/24 (24/02/23)	167	126	397

Figure 4 shows the total number of reception preferences against those allocated and includes those who remain on roll as at Autumn Census (2021 and 2022). Please note, those allocated a place for September 2023 will not be recorded on roll until the term begins.

It is evident that Ercall Wood retains its year 7 pupils allocated, year on year (see figure 5). For those pupils who applied to Ercall Wood Academy for September 2023, 19 remain on the waiting list (as at the 3<sup>rd</sup> of October 2023).

**Figure 5 – Preferences and allocations graph**



We seek to expand Ercall Wood Academy by an additional 300 places (60 per year group). This programme would help secure the required secondary school places to ensure the Council’s statutory duty (to ensure the sufficiency of provision) can continue to be fulfilled.

